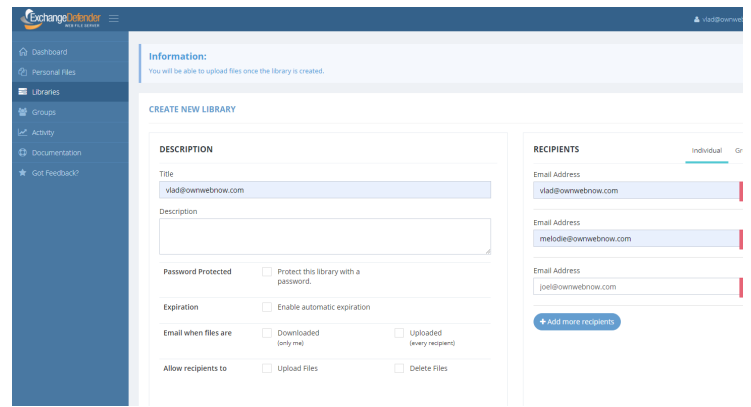


WEB FILE SERVER

Quickly create libraries for easy document sharing and collaboration.



ExchangeDefender WFS (Web File Sharing) makes it easy to quickly share a ton of large files without relying on email, clunky file servers, or cloud services primarily designed for file sync. Just point your browser on any modern device to wfs.exchangedefender.com, login and create a library. Add files, add recipients and just wait for reports.

Settings options for a new library

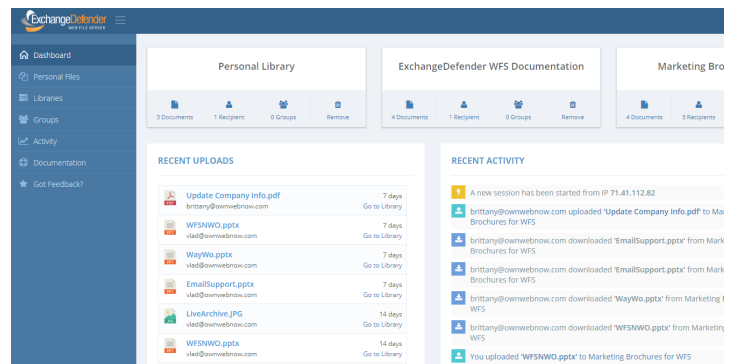
ExchangeDefender is quick, simple, and **powerful!** You can password protect a library, set automatic expiration, and get email notifications when new files are added by your coworkers or downloaded by your clients. You can even turn your library over to your coworkers entirely by allowing recipients to delete files or allowing them to upload files and changes/revisions from their devices. We'll even save previous versions of the file automatically so you can roll back any changes.

CREATE NEW LIBRARY

A detailed view of the 'CREATE NEW LIBRARY' form. The 'DESCRIPTION' section has a 'Title' field with 'Legal review for our trademark application' and a 'Description' field with 'Legal documents and drawings for our trademark application'. The 'Password Protected' checkbox is checked, with a sub-label 'Protect this library with a password.' and a password input field.

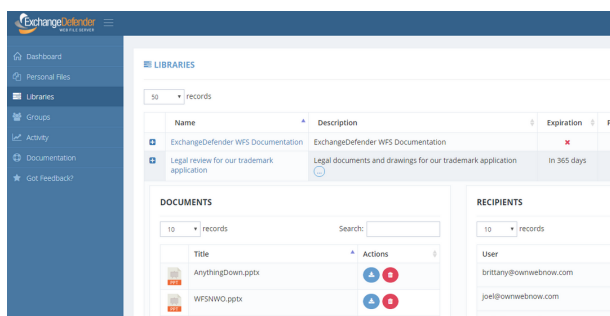
Reviewing new documents, uploads and comments is a breeze.

ExchangeDefender is quick, simple, and **powerful!** You can password protect a library, set automatic expiration, and get email notifications when new files are added by your coworkers or downloaded by your clients. You can even turn your library over to your coworkers entirely by allowing recipients to delete files or allowing them to upload files and changes/revisions from their devices. We'll even save previous versions of the file automatically so you can roll back any changes.



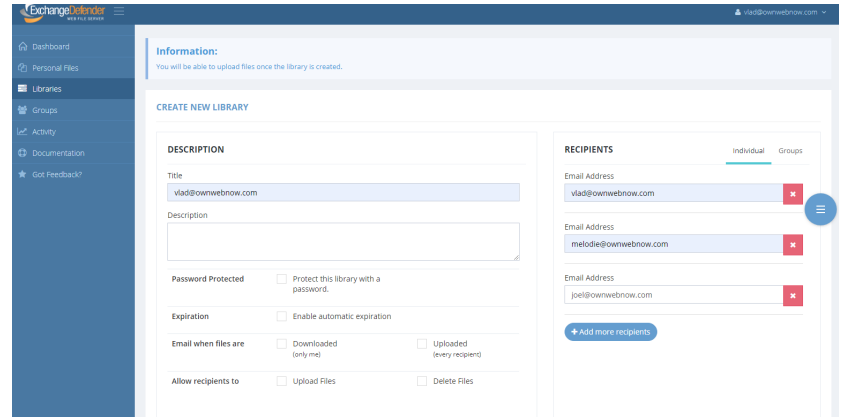
Libraries list view / activities field

WFS gives you detailed access, security, and activity logs. This way you can instantly know who did what and from where. WFS can search through gigabytes worth of documents in a split second, allowing you to get things done faster.



WEB FILE SERVER

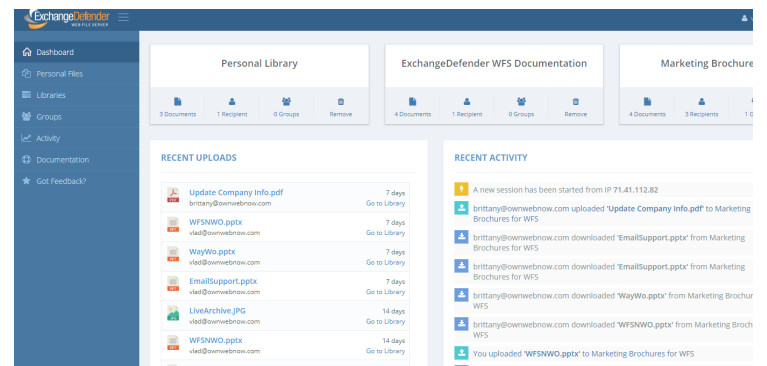
Quickly create libraries for easy document sharing and collaboration.



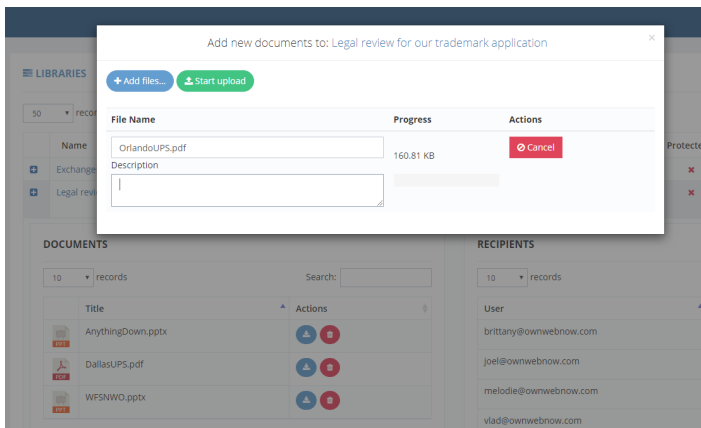
ExchangeDefender WFS (Web File Sharing) makes it easy to quickly share a ton of large files without relying on email, clunky file servers, or cloud services primarily designed for file sync. Just point your browser on any modern device to <https://wfs.exchangedefender.com>, login and create a library. Add files, add recipients and just wait for reports.

Reviewing new documents, uploads and comments is a breeze.

ExchangeDefender is quick, simple, and **powerful!** You can password protect a library, set automatic expiration, and get email notifications when new files are added by your coworkers or downloaded by your clients. You can even turn your library over to your coworkers entirely by allowing recipients to delete files or allowing them to upload files and changes/revisions from their devices. We'll even save previous versions of the file automatically so you can roll back any changes.



Built for modern workplace sharing and file storage



ExchangeDefender WFS (Web File Sharing) knows you are working on a ton of projects at the same time and makes keeping up with everyone a breeze.

WFS makes sharing and collaborating easy and secure without IT personnel - you can save your frequent recipients in groups and as you add a new user to a group they are added to all the document libraries that are available to that group. Same process applies when you need to remove someone, they are instantly removed from all libraries without a lot of clicking around.

How do people get into WFS?

wfs.exchangedefender.com

Getting someone into WFS is as simple as typing in their email address and inviting them to a library.

Do they need an account?

They will receive an email invitation and if you password protected the library they'll get an additional email with their password. Nothing to sign up for, no enrollment process, no software to download and install.